

Miniature Non-repairable Pressure Regulator 1/4" Port Size

- **Reliable pressure regulation at air flows up to 13 scfm (6 dm³/s)**
- **Compact design and light weight construction**
- **Wrench flats for easy installation**
- **Relieving piston design allows reduction of downstream pressure when the system is dead-ended**
- **Choice of left to right or right to left flow**



Ordering Information. Model listed has left to right flow, 5 to 125 psig (0.3 to 8.5 bar) outlet pressure adjustment range*, and PTF threads. Gauge is not included.

Port Size	Model	Flow [†] scfm (dm ³ /s)	Weight lb (kg)
1/4"	R46-200-RNLA	13 (6)	0.2 (0.09)

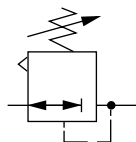
† Typical flow with 150 psig (10 bar) inlet pressure, 90 psig (6.3 bar) set pressure and 15 psig (1 bar) droop from set.

Alternative Models

R 4 6 - ★ ★ ★ - ★ ★ ★ ★

Port Size	Substitute	Threads	Substitute
1/4"	2	PTF	A
		ISO Rc taper	B
		ISO G parallel	G
Flow Direction With Knob Up and Gauge Visible	Substitute	Outlet Pressure Adjustment Ranges*	Substitute
Left to Right	00	5 to 50 psig (0.3 to 3.5 bar)	E
Right to Left	02	5 to 125 psig (0.3 to 8.5 bar)	L
		5 to 150 psig (0.3 to 10 bar)	M
Piston Type	Substitute	Gauge	Substitute
Relieving	R	With	G
		Without	N

* Outlet pressure can be adjusted to pressures in excess of, and less than, those specified. Do not use these units to control pressures outside of the specified ranges.

ISO Symbols


Relieving

See Section ALE-24 for Accessories



Technical Data

Fluid: Compressed air

Maximum pressure: 250 psig (17 bar)

Operating temperature*: -30° to 150°F (-34° to 65°C)

*Air supply must be dry enough to avoid ice formation at temperatures below 35°F (2°C).

Typical flow with 150 psig (10 bar) inlet pressure, 90 psig (6.3 bar) set pressure and 15 psig (1 bar) droop from from set: 13 scfm (6 dm³/s)

Gauge ports:

1/8 PTF with PTF main ports

Rc1/8 with ISO G and ISO Rc main ports

Materials

Body: Zinc

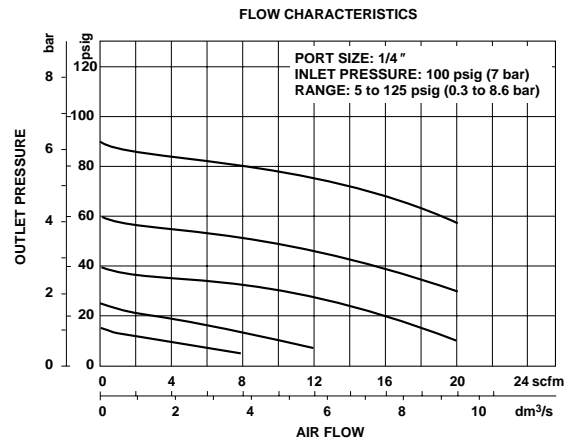
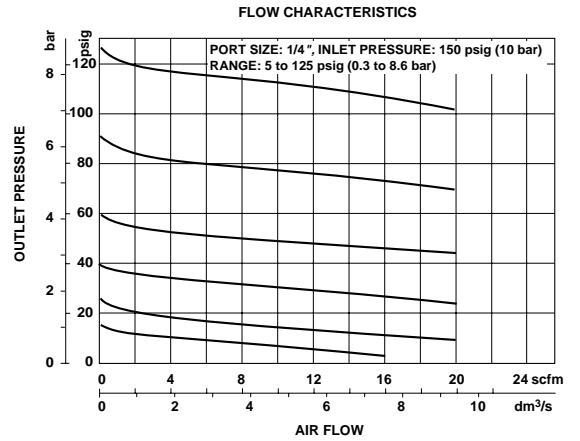
Knob: Nylon

Valve: Nitrile compound

Valve seat: Acetal

Elastomers: Nitrile

Typical Performance Characteristics



All Dimensions in Inches (mm)

